

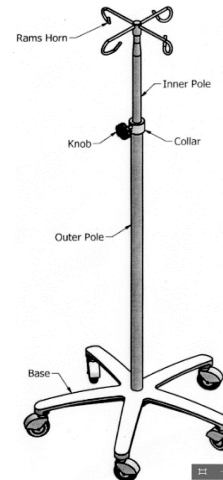
Cleaning Product Needed

Orange top PDI Bleach disinfectant wipes.
(Per OSHA guidelines, please allow IV pole to dry for 4 minutes, repeat steps 1-6)



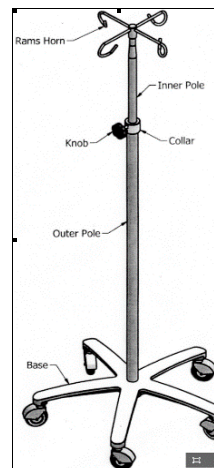
Step 1:

- Start by cleaning the IV pole from the bottom to the top.
- Wipe down all sides of the wheels.



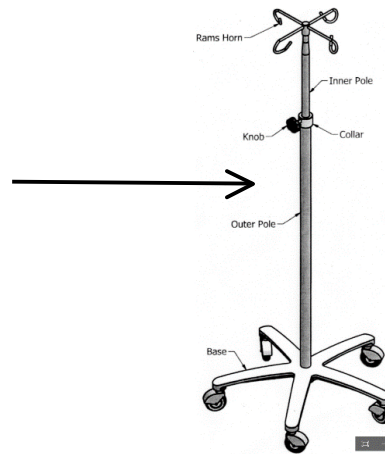
Step 2:

- Next step is the base.
- Wipe all sides, and top surface of the base



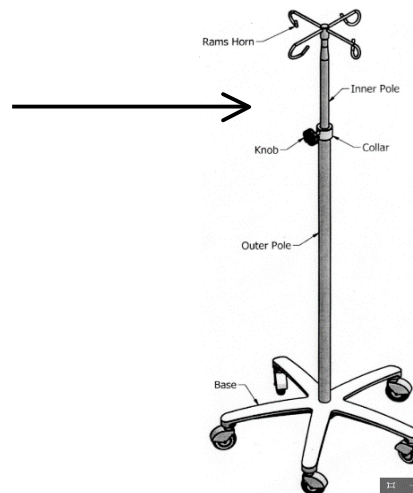
Step 3:

- Wipe the base, then move onto the outer pole, wiping from the base to the collar.



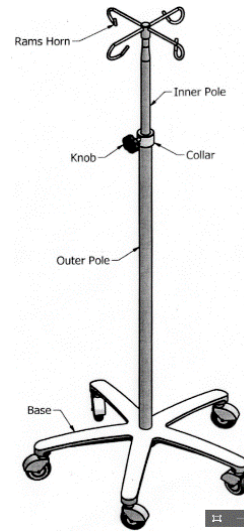
Step 4:

- On the inner pole, start at the bottom of the rams horn and wipe the pole to the collar.
- Loosen knob and wipe the inner pole as you extend it.



Step 5:

- Moving on from the inner pole, wipe the knob attached to the collar, along with the collar.



Step 6:

- Finish off by wiping the rams horn at the top of the IV pole

